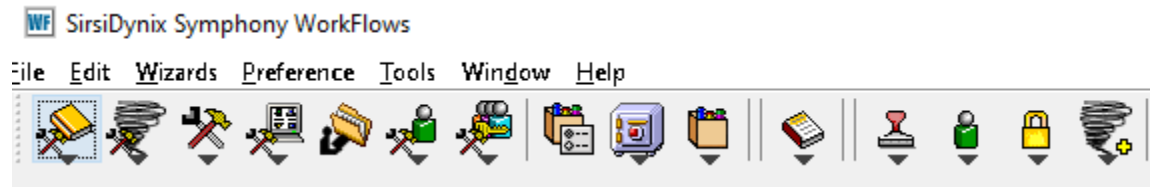


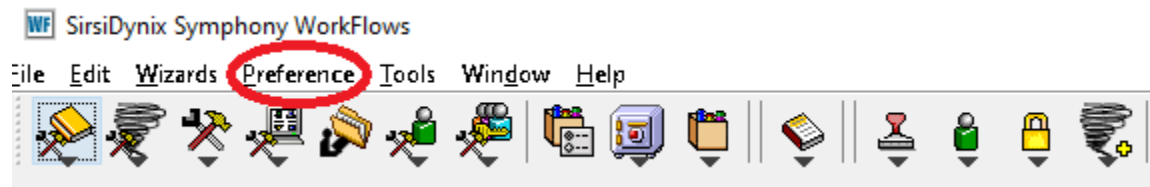
Incorrect Theme

If your Wizards are at the top of the screen, your computer is set to use the Classic Theme.



To change to a different theme so your Wizards are on the left side.

Click on Preference



Click on Desktop

Click on Desktop Setup

Toward the bottom of the Preference box there is Themes:

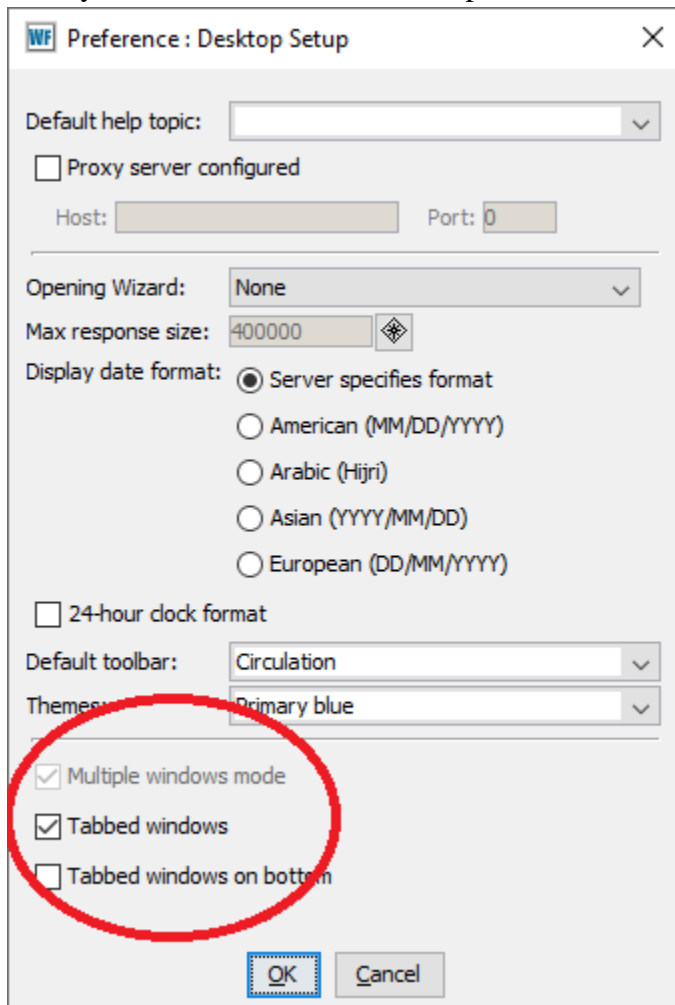
The image shows a 'Preference: Desktop Setup' dialog box with the following settings:

- Default help topic: [Empty dropdown]
- Proxy server configured
- Host: [Empty text box] Port: 0
- Opening Wizard: None
- Max response size: 400000
- Display date format:
 - Server specifies format
 - American (MM/DD/YYYY)
 - Arabic (Hijri)
 - Asian (YYYY/MM/DD)
 - European (DD/MM/YYYY)
- 24-hour clock format
- Default toolbar: Circulation
- Themes: Classic** (This label and dropdown are circled in red)
- Close group toolbar button after invoking a wizard
- Display balloon help
- Display flyby help

Buttons: OK, Cancel

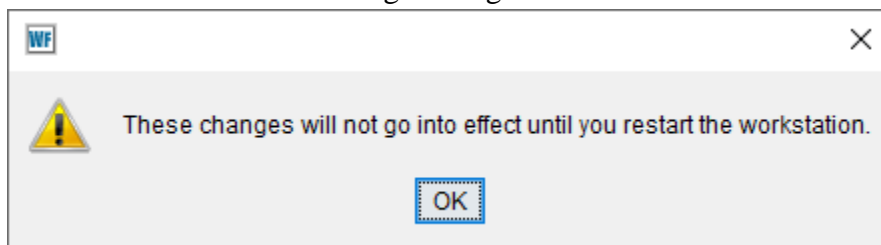
Choose any color scheme from the dropdown menu

Then you will want to choose Multiple windows mode or Tabbed Windows



Click OK

You will receive the following message



Click OK

Log out of Workflows

Log back into Workflows

Your Wizards should be on the left side as usual

